



DECORATIVE HARDWARE

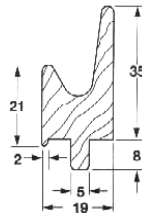
* **SURFPULL** Red Oak, surface mount, order M4 screws separately.



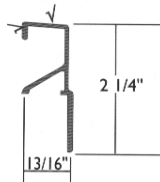
* **SOLPULL** Red Oak pull, 96mm x 114mm overall, 25mm protrusion. Order M4 screws separately.



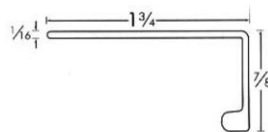
This "J" or continuous wooden pull is run from red oak and is F. A. S. (firsts + seconds). Supplied in random lengths between 4 and 8 feet. For 3/4" material. **CONTJPULL**



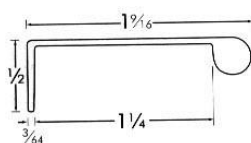
FCHROMEPU has a 4° slant top for 13/16" drawer. Sold in 5' and 7' lengths. Edges are finished because they are anodized after fabrication. Polished aluminum finish.



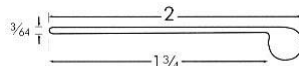
<u>Part Number</u>	<u>Length</u>	<u>Finish</u>
DP403ALUM72	72"	Satin Alum
DP403BRASS4	3-7/8"	Satin Brass



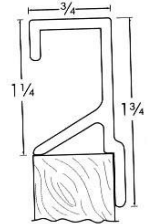
DP41ALUM72	72"	Satin Alum
DP41BLA	1-1/2"	Black
LCHROME40	40mm	Pol Chrome
LCHROME70	70mm	Pol Chrome



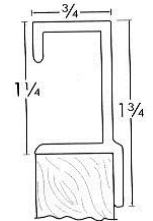
DP42POLAL72	72"	Pol Alum
DP42BRASS31/2	3-1/2"	Pol Brass
DP42POLAL2	2"	Pol Alum



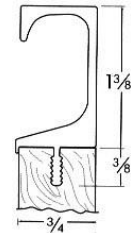
<u>Part Number</u>	<u>Length</u>	<u>Finish</u>
DP46POLAL72	72"	Pol Alum
DP46BRASS72	72"	Satin Brass
DP46BRONZE72	72"	Arch Bronze



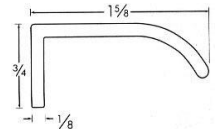
DP412POLAL72	72"	Pol Alum
DP412BRASS72	72"	Satin Brass
DP412BRASS4	3-7/8"	Satin Brass
DP412BRONZE7	72"	Arch Brinze




DP419ALUM72 72" Satin Alum



DP40ALUM72 72" Satin Alum



KV822 is 3-7/8" long for recessed mounting on 3/4" material. Satin alum. finish, w/ screws.



Rectangular ring pulls are made from solid brass, polished. Measures 1-1/2" x 1-3/4", with screws **PB866**



The round ring pull is 1-1/2" in diameter. The solid brass material is chrome plated with a highly polished finish. With screws, **PB850CH**

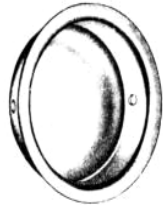


Ring pull, mortise design for flush mounting, brite zinc plated, plate measures 3 x 3-1/2", mortise depth 1/2". Ring is 1-1/2" I.D. With screws. **11/2RINGPULL**



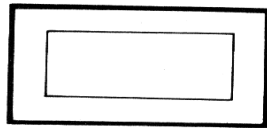
CHESTHANDLE plate measures 5 x 4-1/4", bail is 2-7/8" wide. Depth of mortise 17/32"

FINGERPULLS – diameter = .775/.970, depth 1/4"
KV801BP (brass)
KV801NP (nickel)



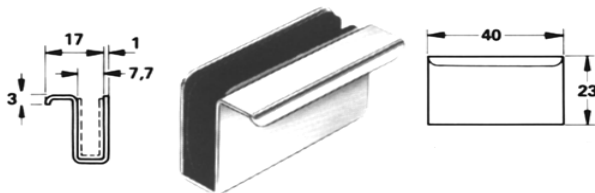
FINGERPULLS - diameter .775/.970, depth 3/8"
KV803BP (brass)
KV803NP (nickel)

Pulls measure 1-3/4" x 3-1/4" x 9/16", with beveled edges. Shipped with screws.
KV819ANO Anachrome
KV819PB Pol Brass



Handles for glass doors will likely be needed when using the above hinges.

BRASSHANDLE



WIRE PULLS

All with screws for 3/4" material (all use 8/32") except no screws with solid plastic material, which use particle board screws.

<u>Stock Number</u>	<u>Length C to C</u>	<u>Color</u>
PB1483PCH	3"	Pol Chrome
PB1483BLKAL	3"	Black Alum
PB14835PCH	3-1/2"	Pol Chrome
PB14835PBR	3-1/2"	Pol Brass
PB14835DBR	3-1/2"	Dull Brass
PB14835DCH	3-1/2"	Dull Chrome
PB14835BLKL	3-1/2"	Black Alum
PB14896DCH	96mm	Dull Chrome
PB14896PCH	96mm	Pol Chrome
PB14896BLA	96mm	Black Plastic
PB14896BLUE	96mm	Blue Plastic
PB14896GRAY	96mm	Gray Plastic
PB14896RED	96mm	Red Plastic
PB1484PCH	4"	Pol Chrome
PB1484PBR	4"	Pol Brass
PB1484DCH	4"	Dull Chrome
PB1484DBR	4"	Dull Brass
PB1484DBRNZ	4"	Dull Bronze
PB1484BLKAL	4"	Black Alum
PB1484SS	4"	Stainless Steel
PB1484WH	4"	White Epoxy on Steel
PB1485DCH	5"	Dull Chrome
PB1485PBR	5"	Pol Brass
PB1485PCH	5"	Pol Chrome
PB1486DCH	6"	Dull chrome



<u>Stock Number</u>	<u>Finish</u>	<u>Dia. Size</u>	<u>Projection</u>
KNOBDC1-1/4	Dull Chrome	1-1/4"	1-5/16"
KNOBPB1-1/4	Pol. Brass	1-1/4"	1-5/16"
KNOBPC1-1/4	Pol. Chrome	1-1/4"	1-5/16"



KNOBSB5/8 Solid Brass 5/8"